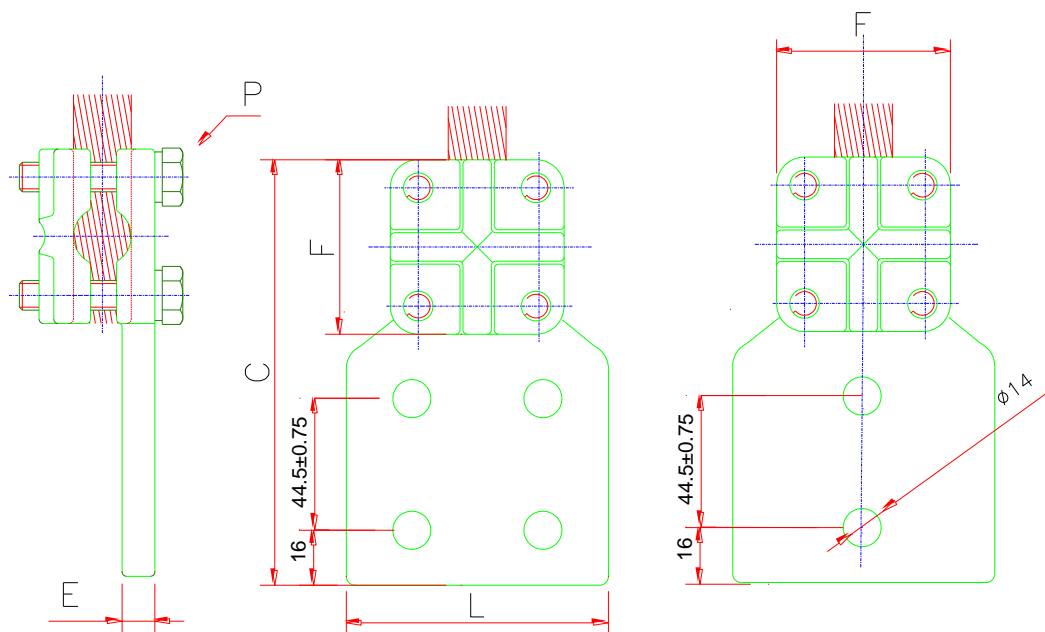


CONECTORES TERMINAIS

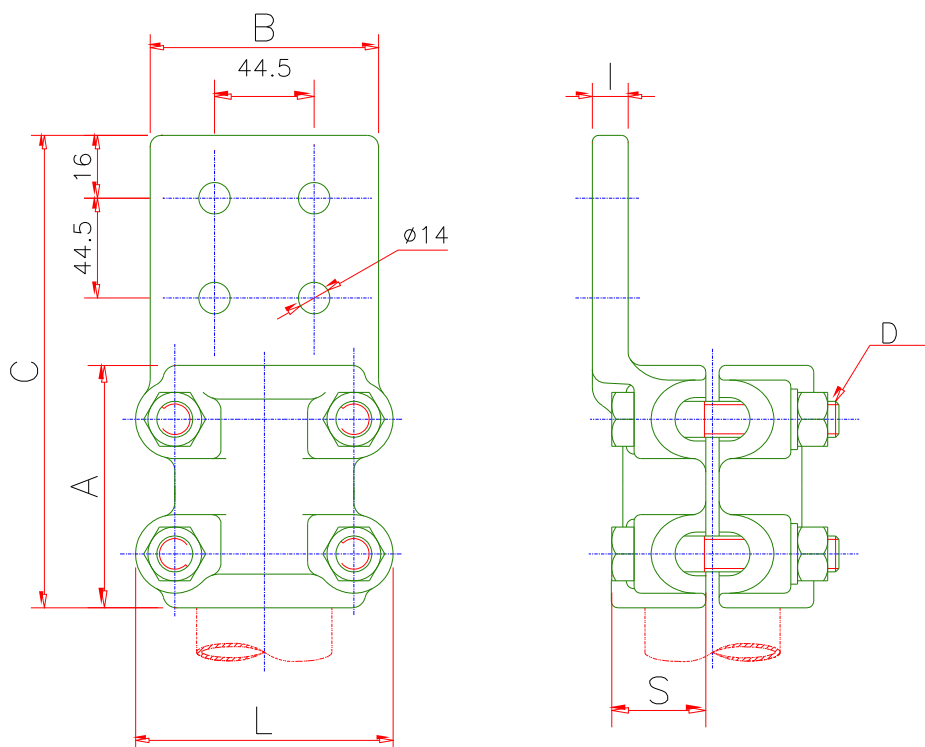


CONECTOR TERMINAL RETO E 90° LIGA DE ALUMINIO CABO-BARRA



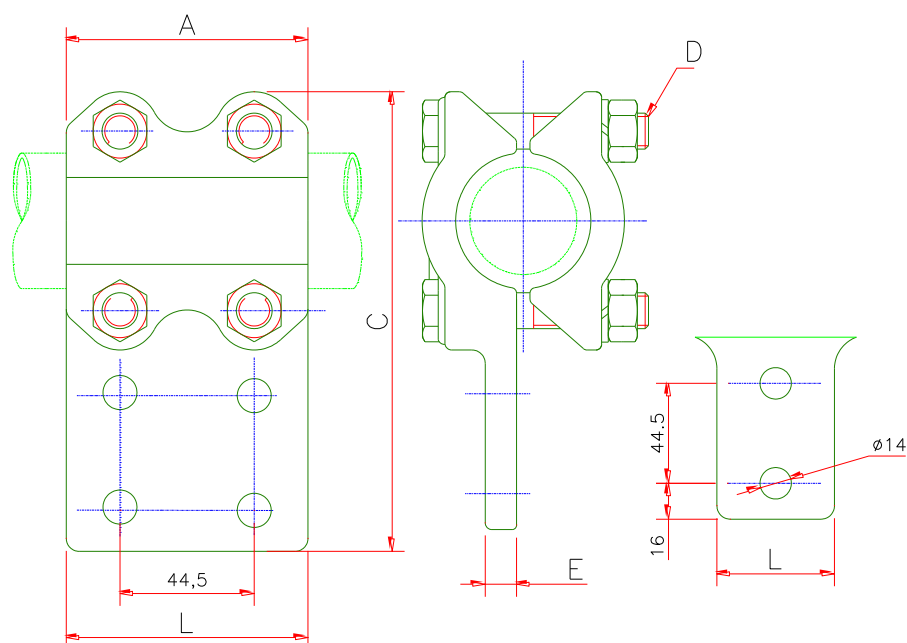
CÓDIGO	CONDUTORES		Nº FUR OS	FIGURA	DIMENSÕES EM (MM)				
	AWG/MCM	MM2			E	F	L	P	C
TPR-95A-2N	6-4/0	10-95	2	1	12	48	32	M10	130
TPR-240A-2N	6-500	10-240				60			
TPR-240A-4N			4	2	14	60	42		
TPR-300A-2N	6-636	10-300	2	1		74	76		M12
TPR-300A-4N	2-1000	25-500	4	2					
TPR-500A-2N			4/0-2000	95-1000	2	1	18	86	M12
TPR-500A-4N	4	2							
TPR-1000A-2N	4/0-2000	95-1000	2	1	18	86	M12	166	
TPR-1000A-4N			4	2					

CONECTOR TERMINAL RETO LIGA DE ALUMINIO TUBO-BARRA.



CODIGO	TUBO		FIGURA	DIMENSÕES EM (MM)						
	POL.	MM		A	B	S	D	C	I	L
AN-25A-2N	3/4	26,7	2	82	41	36	M12	165	10	71
AN-25A-4N			1		76					
AN-35A-2N	1	33,4	2	48	38	171		87		
AN-35A-4N			1	76						
AN-45A-2N	1.1/4	42,2	2	95	57	41		178	11	87
AN-45A-4N			1	76						
AN-55A-2N	1.1/2	48,2	2	102	63	44		190	13	92
AN-55A-4N			1		76					
AN-65A-2N	2	60,3	2	108	70	52			114	
AN-65A-4N			1		76					
AN-75A-2N	2.1/2	73	2	114	95	55	M16	197	17	127
AN-75A-4N			1							
AN-85A-2N	3	88,9	2	127	111	62		211	143	
AN-85A-4N			1							
AN-95A-4N	3.1/2	101,6	1	140	121	68	224	21	155	
AN-105A-4N	4	114,6		152	133	75	236		168	
AN-110A-4N	4.1/2	127	3	165	157	82	251		181	
AN-115A-4N	5	141,3		178	165	90	265		195	

CONECTOR TERMINAL TIPO T EM ALUMINIO TUBO A BARRA



CODIGO	TUBO IPS		DIMENSÕES EM (MM)				
	POL	MM	A	C	L	D	E
NBU-15A-2N	1/2	21,3	76	140	51	M12	10
NBU-15A-4N					76		
NBU-25A-2N	3/4	26,6	82	145	51		
NBU-25A-4N					76		
NBU-35A-2N	1	33,4	89	155	51		
NBU-35A-4N					76		
NBU-45A-2N	1.1/4	42,1	95	170	51		
NBU-45A-4N					76		
NBU-55A-2N	1.1/2	48,2	102	175	51		
NBU-55A-4N					76		
NBU-65A-2N	2	60,3	108	190	51		
NBU-65A-4N					76		
NBU-75A-2N	2.1/2	73	114	210	51		
NBU-75A-4N					76		
NBU-85A-2N	3	88,9	127	225	51		
NBU-85A-4N					76		
NBU-95A-2N	3.1/2	101,6	140	250	51		
NBU-95A-4N					76		
NBU-105A-2N	4	114,3	152	280	51		
NBU-105A-4N					76		

CONECTOR TERMINAL RETO LIGA DE ALUMINO CABO-BARRA

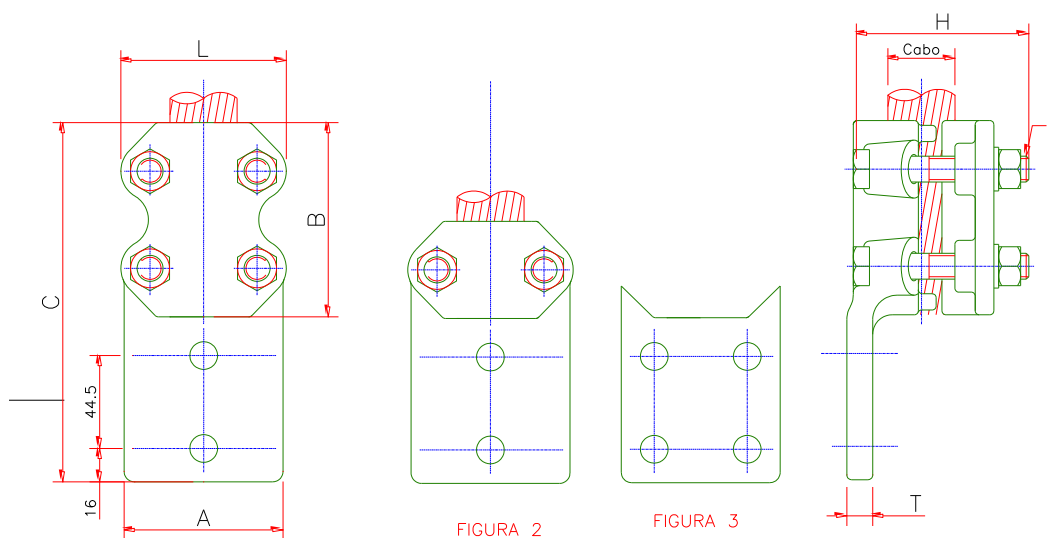


FIGURA 1

FIGURA 2

FIGURA 3

CODIGO	CONDUTORES-AWG-MCM		FIG.	DIMENSÕES EM (MM)						
	CA-CU	CAA		A	B	C	L	H	T	D
RAN-25A-2N	4-1/0	6-1/0	2	32	48	132	59	60	8	M12
RAN-29A-2N	1/0-266,8	1/0-4/0	1	41	76	154	63	73		
RAN-29A-4N			3	76	70			70		
RAN-32A-2N	250-400	4/0-397,5	1	41	76	160	67	73	9,5	
RAN-32A-4N			3	76						
RAN-36A-2N	350-600	336,4-477	1	43	82	168	70	71	12,7	
RAN-36A-4N			3	76						
RAN-42A-2N	600-900	477-795	1	51	89	173	76	84	12,7	
RAN-42A-4N			3	76						
RAN-45A-2N	900-1250	715-1113	1	67	95	180	81	94	14,2	
RAN-45A-4N			3	76						
RAN-46A-2N	1250-1600	1113-1431	1	70	111	195	95	94	14,2	
RAN-46A-4N			3	76						
RAN-48A-2N	1500-2000	1272-1780	1	70	114	200	98	100	17	
RAN-48A-4N			3	76						